

LIFELINE

FOR MORE INFORMATION, PLEASE VISIT www.epipen.co.uk

POSSIBLE CAUSES

► Food ► Insect stings ► Prescription drugs ► Natural latex (rubber) ► Exercise, by itself or in combination with other factors.

There are differences between an allergic reaction and potentially life-threatening anaphylaxis but it is possible for an allergic reaction to develop quickly into anaphylaxis. If a person shows symptoms of an allergic reaction (without anaphylaxis), they should be seen by a healthcare professional as soon as possible.

SYMPTOMS

ALLERGIC REACTION

- Skin redness ► Itchy hives ► Heart palpitations
- Tingling and swelling of hands/feet/eyelids/mouth/lips/genitals ► Red, itchy eyes/mouth/ears ► Light-headedness
- Nausea, vomiting, abdominal pain



ANAPHYLAXIS

- Tightening of the throat/difficulty breathing
- Collapse/loss of consciousness
- Sense of impending doom

TREATMENT

ALLERGIC REACTION

- Oral antihistamine

ANAPHYLAXIS

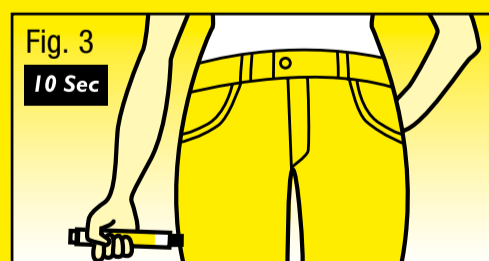
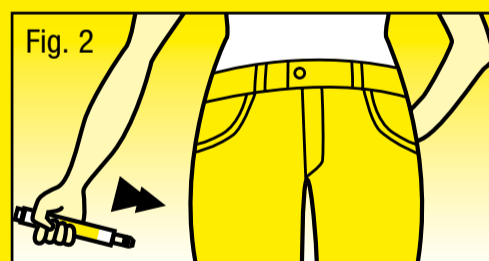

- EpiPen® Auto-Injector should be administered as soon as the patient experiences any severe symptoms
- Antihistamine when possible

EPIPEN® AUTO-INJECTOR INSTRUCTIONS FOR USE

- Grasp EpiPen® in dominant hand, with thumb closest to grey safety cap
- With other hand, pull off **grey safety cap** (Fig. 1)
- Jab firmly into outer thigh, through clothing if necessary (Fig. 2)
- Hold in place for 10 seconds (Fig. 3)
- Massage injection area for 10 seconds

Location of EpiPen® Auto-Injectors/Expiry date:

You should have **TWO EpiPen® Auto-Injectors at all times**
Remember, it is important to **make sure that they are within their expiry dates**



Dial **999** and say **“anaphylaxis”**

Administer second EpiPen® after **5–15 minutes** if patient does not respond or original symptoms return